

INTRODUCING X350 X550 MODELS X SERIES MANURE SPREADERS



PRESENTED OCTOBER 17TH 2022

A large tractor pulling a trailer full of hay in a field. The tractor is on the left, and the trailer is on the right, filled with hay. The background is a field under a cloudy sky.

Art said: If you want people to
use your product
“LISTEN TO THE FARMER”



Customer Segments

- All over US and Canada
- Currently using competitive product
- Currently hiring their hauling
- Dealers across US and Canada

X350 AND X550



Spread Pattern

- Angled beaters
- Pans underneath floor
- <2-inch average size
- 30-foot average width

- Equals better nutrient absorption in the field and higher yield potential



A large tractor pulling a trailer full of hay through a field. The tractor is on the left, and the trailer is on the right, filled with hay. The background is a field under a cloudy sky.

Art said: You need big
spreading power that
"FITS THROUGH THE GATE"



Maneuverable

- Swivel hitch
- 25 and 30 feet overall length
- 9.75 and 11 feet overall width
- 30-foot average width

- Fit through gates and inside your pens to haul



Quick to load

- Loading height ranges from 74 – 84 inches
- Flares on X550
- Rugged all steel side walls
- Made for skid steer height loading saving time in the lot



Smooth material movement

- Densilite floor
- 88C Open barrel pintle chain with tube slats
- Lined guillotine gate slides
- Less material build up and wear on parts




Dealer Benefits

- Small footprint on lot
- Easy access price point
- Wide market opportunity
- Piece of mind – limited lifetime apron chain warranty

- Low risk, fast inventory turning option





MACHINE OPTIONS

X350

- 540 or 1000 RPM
- Single or tandem axle
- Used truck tires or 550 floats for tandem axle
- Used military tires or 660 floats for single axle
- 1-3/8" or 1-3/4" 1000 PTO



MACHINE OPTIONS



X550

- 1000 RPM
- Tandem axle
- Used military tires or 660 floats
- 1-3/8" or 1-3/4" PTO



COMPETITIVE COMPARISON



	Artex SB550	Hagedorn 5290V	Art's Way X550	Meyer's MS400	JBS VMEC1648	Tubeline 575RS	Kuhn PS 250
LOAD HEIGHT STANDARD TIRE	87"		82"	95"	89"	88.5"/80"	75"
LOAD HEIGHT FLOAT TIRE			84"				
FLARE	NO	NO	YES	NO	NO	YES	SIDEWALL FLARE
FLARE TYPE	NA	NA	PERMANENT	NA	NA	PERMANENT	
FLARE ANGLE	NA	NA	45°	NA	NA		
FLARE HEIGHT	NA	NA	8"	NA	NA		
BOX INNER WIDTH	66"	67"	59"	61"	78"	62.5"	80"/72"
BOX INNER LENGTH	222"	192"	≈19"	213"	168"	218"	210"
BOX INNER HEIGHT	48"	40"	39.5"	47-1/2"		45.5"	37"
BOX SIDE MATERIAL	10 GAUGE	Poly boards	10 GAUGE	Metal with 3/4" poly inside	10 GAUGE		10 GAUGE
BOX FLOOR MATERIAL	1/2" super slide poly	Poly boards		1/2" poly	UHMW Plastic		5/8" Poly
BOX WEIGHT (LBS)			≈3,140				
OVERALL WIDTH		120"/124"/132"	118"/133"	113"	132"	131"/116"	
OVERALL LENGTH	334"	336"	349"	331"	296"	330"	287"
OVERALL HEIGHT	114"		107"/109"	130"	118"		101"
OVERALL EMPTY WEIGHT (LBS)	12578		10600	15440	10500	11000	10700
OVERALL STRUCK WEIGHT (LBS)			33640	39440	36000	33740	30800
OVERALL HEAPED WEIGHT (LBS)	44918		43660	51740	42300	45560	40700
STRUCK MANURE WEIGHT (LBS)		17400	23040	24000	25500	22740	20100
HEAPED MANURE WEIGHT (LBS)	32340	31440	33060	36300	31800	34560	30000
STRUCK CAPACITY (FT^3)		290	384	400	425	379	335
HEAPED CAPACITY (FT^3)	539	524	551	605	530	576	500
ADJ. SHIPPING WIDTH							
ADJ. SHIPPING LENGTH			349"				
ADJ. SHIPPING HEIGHT							
APRON CHAIN LINK STYLE	88C or WR78	NA	88C OPEN	667XH Std. 88W Opt.	5/8" Grade 100 log chain	5/8" Grade 100 log chain	667XH
APRON CHAIN SLAT STYLE		NA	TUBE		Galvanized Removable	Galvanized	ANGLE
VARIABLE APRON SPEED		NA	STANDARD	STANDARD			STANDARD
REVERSABLE APRON CHAIN		NA	STANDARD				
BEATER STYLE			VERTICAL SRT8				
BEATER FLIGHTING THICKNESS	15 mm		15 mm	15 mm			.38"
BEATER MAKE			BERMA	BERMA			
BEATER SPEED		420 RPM	420 RPM	420 RPM		420 RPM	
GEARBOX STYLE			SINGLE		SINGLE		SINGLE
GEARBOX MAKE			BERMA	BERMA	VERTIMAX		
END GATE	Scooped Std. Guillotine Opt.	Vertical	GUILLOTINE	GUILLOTINE	GUILLOTINE	GUILLOTINE	GUILLOTINE
SHEAR PROTECTION	PTO shear bolt		REAR SHEAR BOLT - Over Running Clutch	Over Running Clutch	SHEAR BOLT		SHEAR BOLT/Over Running Clutch
SPREAD PATTERN WIDTH			35'	30'-40'			
TONGUE WEIGHT-EMPTY (LBS/TW)			≈600(10%)				
TONGUE WEIGHT (HEAPED)			≈7700(20%)				
WEIGHT ON TIRES			8990				
Scales	Digistar Opt.		NA	Digistar Opt.	Digistar or Raven Opt.	Digistar or Athene ISO Opt.	Digistar Opt.
HITCH			BullPull				
HP REQUIREMENT	120 HP		180 HP	150 HP	125-150 HP	125 HP	140 HP
PTO	1000 RPM	1000 RPM	540 or 1000 RPM	1000 RPM		1000 RPM	540 or 1000 RPM
AXLE CONFIGURATION	Tandem	Tandem	TANDEM	TANDEM	TANDEM	SINGLE OR TANDEM	TANDEM
TIRES - STANDARD	425/65-22.5	425-22.5		560/60-22.5	560/45-22.5	425-22.5	
TIRES - OPTIONAL	550/45-22.5, 600/50-22.5	44/18-20, 550/60-22.5				550/45-22.5, 700/50-26.5	

SOCIAL MEDIA BUZZ

- 2 posts this week (Tuesday and Wednesday)
- All dealers sharing the same image on the same day
- Add your own comments or spin
- Tag Art's Way in your post
- Reach a wider audience




GENERAL PUBLIC LAUNCH



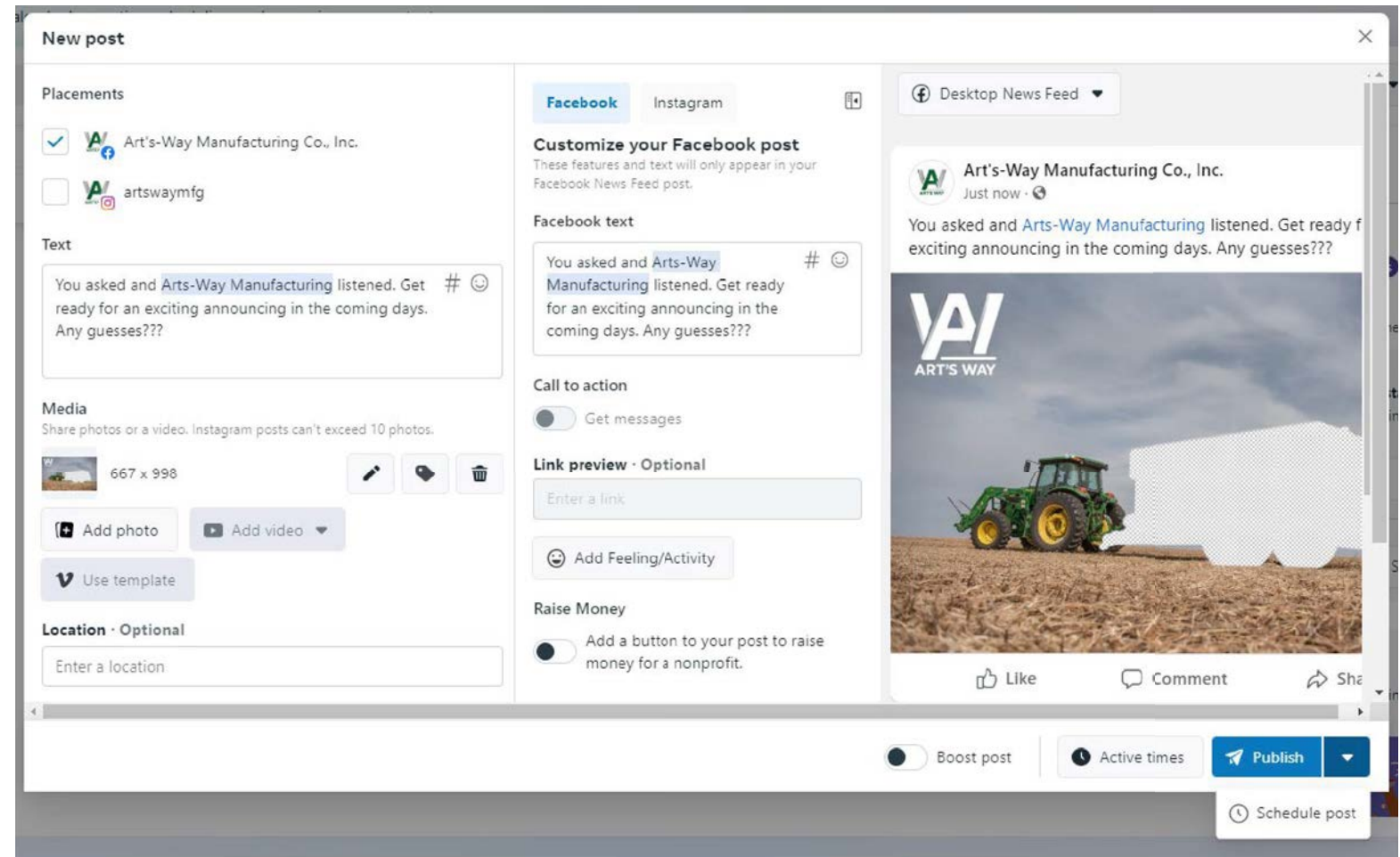
How to Post - Facebook

- Navigate to Meta Business on phone or computer
- Find the “Create Post” or “What’s on your mind?” section



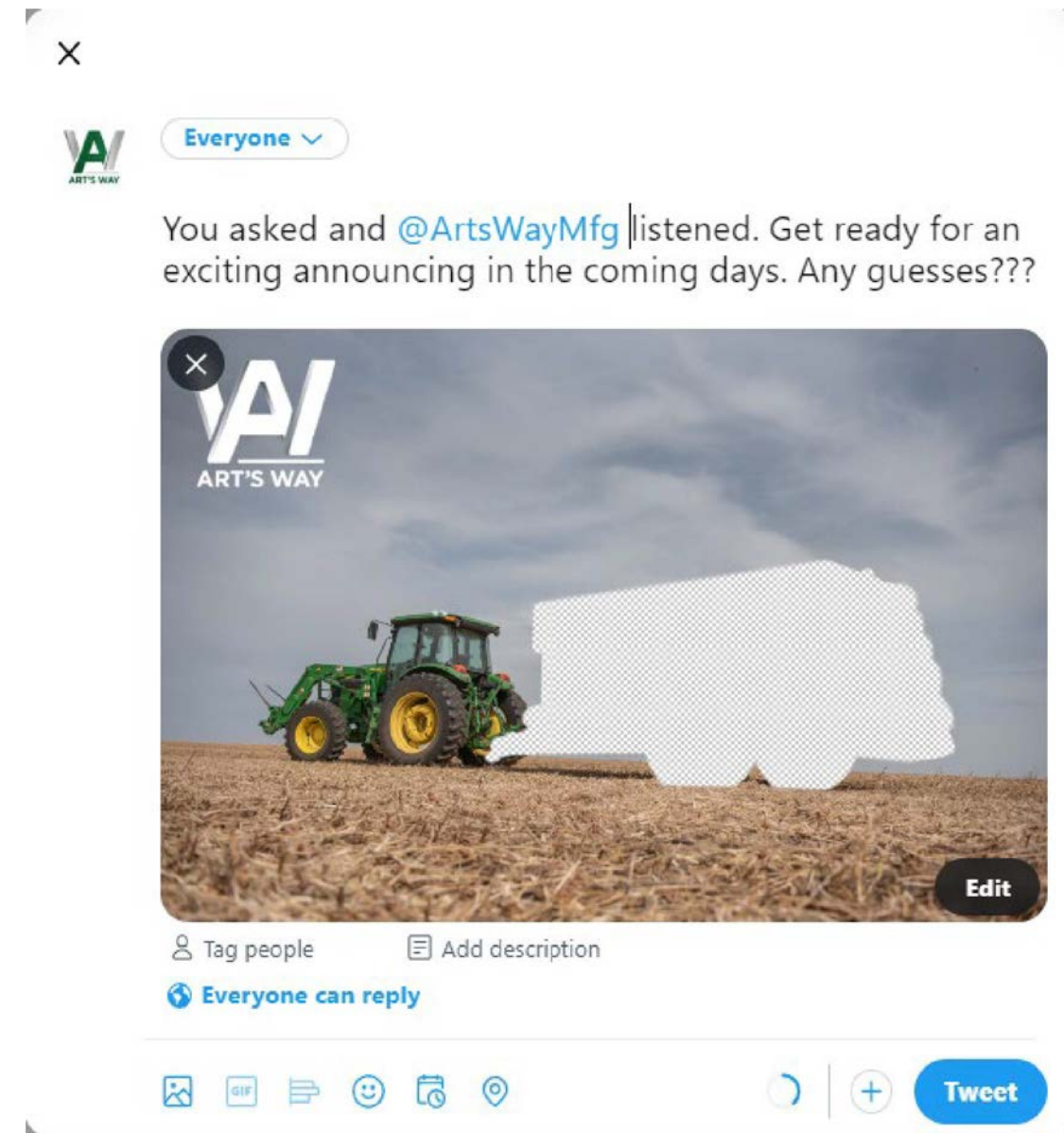
How to Post – Facebook 2

- Click the Photo button and upload the image from Art's Way
- Add our pre-defined caption.
- Click the “schedule” button



How to Post – Twitter

- Navigate to Twitter and click the “Tweet” button
- Add photo and caption, tagging @ArtsWayMfg
- Click the “calendar” button to schedule



Watch your email

- Email will be sent with image links and captions to use as well as a summary of directions
- Any questions: reach out to Rachel or Emily at marketing@artsway.com, 712.208.8468 or 712.208.8479

When can we get them and how much will it cost me?

- Full production set for May of 2023 for first availability
- Fall pricing and programs will be released later today

What are my next steps?

- Call your sales representative or Customer Service at 712.208.8467 for your quote
- Watch myArtsWay (dealer portal) for uploads of this document, the competitive comparison and pricing information

Where do I find more information?

- myArtsWay is your home for information
- Check out our “How To” series – lots of X Series manure spreader maintenance tips are found here!
- Talk to your Sales Representative
- Visit with factory personnel by emailing sales@artsway.com or giving them a call at 712.208.8467
- www.artsway.com

What would you like to know?

- Engineers, sales staff, production and management are all on the call and available for any X350 and X550 questions!





www.artsway.com